

SCUOLA DEL MANDOLINO

C. MUNIER

Metodo Pratico Completo


TESTO

ITALIANO FRANCESE INGLESE

1270 Parte I^a Fr. 7,50 — 1271. Parte II^a Fr. 7,50
1275. Completo Fr. 10,-

Tutti i diritti di riproduzione sono riservati

ADOLFO
EDITORE



LAPINI
STAMPATORE

FIRENZE - Casella Postale 121 - FIRENZE

du trémolo et du staccato.

del tremolo e dello staccato.

of the tremolo and staccato.

Sol — mode majeur

Sol — modo maggiore

G — major (op: 103)

Allegro giusto

1.

Exercice de staccato

Esercizio di staccato

Staccato exercise

en bas □ et en haut □

in giù □ e in su □

downwards □ and upwards □

Lento

2.

Five staves of musical notation in treble clef with a key signature of one sharp (F#). The notation includes various rhythmic values and fingerings (0, 4) for the left hand.

Mi — mode mineur

Mi — modo minore

E — minor

3.

Andante

4.

Leñto

8º tasto

Re — mode majeur

Re — modo maggiore

D. major

4.

Allegro Giusto

Five staves of musical notation in treble clef with a key signature of one sharp (F#). The notation includes various note values, rests, and fingerings (0, 1, 2, 3, 4).

All^o comodo

Ten staves of musical notation in treble clef with a key signature of one sharp (F#). The notation includes various note values, rests, and fingerings (0, 1, 2, 3, 4). The tempo marking *All^o comodo* is present at the beginning of the section.


All^o Mod^o



(Les croches staccato)

(Le crome staccate)

(The quavers staccato)



Do - mode majeur

Do - modo maggiore

C. major



Moderato assai



Les noires 8 *pennate* — 4 les croches — et 2 les doubles-croches.

Le semiminime 8 *pennate* — 4 le crome — 2 le semicrome.

8 *pennate* for the crotchets — 4 for the quavers — and 2 for the semi-quavers.

10.

Andantino

La règle fixe pour les triolets avec le mouvement *staccato* est: de battre en bas \square le plectrum pour chaque première note — les autres *pennate* en bas ou en haut selon le changement des cordes — La même règle vaut pour les *quartine* et les *sextolet*s de croches et doubles croches.

La regola fissa per le terzine è: di battere in giù \square la penna ogni prima nota — le altre pennate in giù o in su secondo il cambiamento di corde — La stessa regola è valida per le quartine e sestine di crome e semicrome.

The fixed rule for the triplets with the *staccato* is: to strike the plectrum downwards every first note: the other *pennate* downwards or upwards, according to the change of the strings — The same rule is used for the *quartine* and *sextolet*s of quavers and semiquavers.

les croches *staccato*

Le crome *staccate*

the quavers *staccato*

Allegro Mod.^{to}

(Les croches staccato)

(Le crome staccato)

(The quavers staccato)

Andante mosso

13.

(Les croches staccato)

(Le crome staccato)

(The quavers staccato)

Andantino

14.

Allegretto

16.

Ré — mode mineur

Re — modo minore

D. minor

Andantino

17.

The first system of music consists of six staves. The first staff is a treble clef with a key signature of one sharp (F#) and a common time signature. It contains a sequence of notes with fingerings: 4, 3, 3, 4, 1. The second staff has fingerings: 0, 0, 1, 2, 0, 2, 2, 4. The third staff has fingerings: 2, 2, 1, 4, 2. The fourth staff has fingerings: 0, 1, 2, 2, 2, 4. The fifth and sixth staves continue the melodic line with various note values and fingerings.

18 *Allegro giusto*

The second system begins at measure 18 with the tempo marking *Allegro giusto*. It consists of six staves of music in G major. The first staff has fingerings: 4, 4. The second staff has fingerings: 4, 4, 4, 4, 4, 4, 4, 4. The third staff has fingerings: 2, 0, 4, 1. The fourth staff has fingerings: 4, 2, 1, 4, 4, 0, 4. The fifth and sixth staves continue the melodic line with various note values and fingerings, ending with a double bar line.

A ce point l'élève peut commencer définitivement l'application du trémolo dans sa juste mesure. Le Maître aura soin de faire acquérir ce mouvement en se servant de son propre exemple, et en faisant répéter quelque exercice facile déjà étudié — surtout le N.º 19 des études élémentaires.

Pour délier toujours davantage le pouls, je place ci après un très — utile exercice qui doit être exécuté d'abord lentement avec la numération habituelle des *pennate* et puis degré par degré jusqu' au trémolo.

(Battre avec beaucoup de légèreté le plectrum en bas et en haut pour toucher continuellement les deux cordes).

A questo punto l'allievo può cominciare definitivamente l'applicazione del tremolo nella sua misura giusta: sarà cura del Maestro di far acquistare questo movimento usando più che altro del proprio esempio e facendo ripetere qualche esercizio facile già studiato — soprattutto il N.º 19 degli studi elementari.

Per sciogliere sempre più il polso metto qui appresso un utilissimo esercizio che va fatto prima lento con la solita numerazione di pennate, e poi grado grado fino al tremolo.

(Battere con molta leggerezza la penna in giù e in su per toccare continuamente le due corde).

The pupil can at this point play the *tremolo* in its just movement; but the best way to get it perfect is: to follow the Tacher's example, by repeating some easy exercise already learnt and above all the N.º 19 of the elementary studies.

To render the wrist very elastic I have put a very useful exercise here, to be played first slowly with the usual numbered *pennate*, and little by little get to the tremolo.

(Strike the plectrum very lightly continually downwards and upwards, to touch the two strings).

La — mode majeur

La — modo maggiore

'A. major

20.

(Les croches avec le trémolo) (Le crome tremolate) (The quavers with the tremolo)

Andantino mosso

Meno mosso

Musical staff 1: Treble clef, key signature of two sharps (F# and C#). The staff contains a sequence of notes with fingerings: 0, 1, 3, 2.

Musical staff 2: Treble clef, key signature of two sharps. The staff contains a sequence of notes with fingerings: 1, 3, 2, 0, 3, 4, 1, 1, 2, 3, 0.

1^o tempo

Musical staff 3: Treble clef, key signature of two sharps. The staff contains a sequence of notes with fingerings: 2, 3, 4, 2.

Musical staff 4: Treble clef, key signature of two sharps. The staff contains a sequence of notes with fingerings: 1, 2, 1, 2, 4, 2.

Musical staff 5: Treble clef, key signature of two sharps. The staff contains a sequence of notes with fingerings: 4, 2, 3, 4, 2, 0, 1, 8.

Allegro

21

Musical staff 6: Treble clef, key signature of two sharps, 8/8 time signature. The staff contains a sequence of notes with fingerings: 4, 4.

Musical staff 7: Treble clef, key signature of two sharps. The staff contains a sequence of notes with fingerings: 4, 4, 4.

Musical staff 8: Treble clef, key signature of two sharps. The staff contains a sequence of notes with fingerings: 2, 4.

Musical staff 9: Treble clef, key signature of two sharps. The staff contains a sequence of notes with fingerings: 1, 1, 4.

Musical staff 10: Treble clef, key signature of two sharps. The staff contains a sequence of notes with fingerings: 4, 4, 4.

Musical staff 11: Treble clef, key signature of two sharps. The staff contains a sequence of notes with fingerings: 4, 4.

Moderato (les croches staccato) (le crome staccate) (the quavers staccato)

23.

24. 



Andantino

(Les croches *staccato*)

(Le crome *staccato*)

(The quavers *staccato*)







Grave





(Les croches avec le *tremolo*)

(Le crome *tremolate*)

(The quavers with the *tremolo*)




25.

(croches et doubles-croches avec le trémolo)

(crome e semicrome tremolate)

(quavers and semiquavers with the tremolo)

Larghetto

Allegro Giusto

26.

Musical score for exercise 26, consisting of ten staves of music. The key signature is G major (one sharp). The piece is in 7/8 time. The notation includes various rhythmic patterns, slurs, and fingering numbers (1, 2, 3, 4, 5) indicating fingerings for the notes.

Do # — mode mineur

Do # — modo minore

C. # minor

27.

Musical score for exercise 27, consisting of two staves of music. The key signature is C# minor (two sharps). The piece is in 2/4 time. The notation includes various rhythmic patterns, slurs, and fingering numbers (1, 2, 3, 4) indicating fingerings for the notes.



(les croches et les doubles croches
avec le trémolo)

(crome e semicrome tremolate)

(quavers and semiquavers with the
tremolo)

Adagio



A ce point, si le Maître trouve convenable une première application du trémolo et du staccato, fera exécuter à l'élève les trois premiers morceaux de mon ESORDIENTE.

(Romanzetta — Pavane — La Pietà)

A questo punto trovando il Maestro adatta una prima applicazione del tremolo e dello staccato, si possono eseguire i primi tre pezzi del mio ESORDIENTE.

(Romanzetta — Pavane — La Pietà)


If the Teacher thinks an application of the tremolo and staccato is convenient at this point, he can make the pupil play the first three pieces of my ESORDIENTE.

(Romanzetta — Pavane — La Pietà)

Mi b — mode majeur

Mi b — modo maggiore

E b — major

31. 




Poco Allegro










les doubles croches demi — pen-
nata en bas.

(le semicrome mezza pennata in giù)

(the semiquavers half a pennata down-
wards.)

Adagio

The musical score consists of ten staves of music in a single system. The key signature has two flats (B-flat and E-flat), and the time signature is 6/8. The tempo is marked 'Adagio'. The music is written for guitar, with various fret numbers (0, 1, 2, 3, 4, 7, 8) and articulation marks (accents, slurs) throughout. The notation includes eighth notes, quarter notes, and some sixteenth notes. There are several slurs over groups of notes, and some notes have accents. The piece concludes with a double bar line and a final cadence.

Andantino mosso

34.

Musical score for page 52, measures 34-47. The score is in G major, 2/8 time, and consists of ten staves of music. It features various rhythmic patterns including eighth and sixteenth notes, and rests. Fingerings are indicated by numbers 1-4. A trill is marked with a '3' in the fourth measure of the second staff. A dynamic marking 'b' is present in the fifth measure of the second staff. The piece concludes with a double bar line and a final chord in the tenth staff.

les croches pointées avec le *tremolo*
les doubles croches denn *pennata* en
bas.

le crome col punto tremolate
le semicrome mezza pennata in giù

the dotted quavers with the *tremolo*
semiquavers halt a *pennata* down
wards.

Allegro moderato

35.

Allegro marziale

All^o moderato

36.

Fa — mode mineur

Fa — modo minore

F. minor

37.

(croches et doubles croches avec le trémolo — les triples — croches) (crome e semicrome tremolate le bisicrome staccate) (quavers and semiquavers with the tremolo. Demisemiquavers staccato)

staccato

Adagio

Poco più mosso

2 2

1.º tempo

3 1 3

4

38. *Andantino mosso*

3

3

3

3

3

3

3

3

3

3

On peut commencer ici l'étude de mon *Scioglidita* (Délie-doigts) (Première Partie — Première Position) pour les exercices journaliers de l'agilité.

Può cominciare qui lo studio del mio *Scioglidita* (Parte Prima — Prima posizione) per gli esercizi giornalieri di agilità.

The study of my *Scioglidita* (First Part — First Position) for the daily exercises of agility may be begun here.